

BL983315 • BL983319  
BL983321 • BL983329

## TDS Mini Controllers

- Adjustable overtime control
- Fire-retardant casing
- Selectable overdose protection system
- Splash-resistant cover



These instruments have been designed for TDS control in hydroponics, horticulture and water conditioning. Compact in size, they can be mounted in confined spaces or even right next to the vat or barrel containing the chemicals. These meters permit automatic control of installations that were previously checked manually.

Readings are shown on the display and the multi-colored LED continuously indicates if the mini controller is in measurement, dosing, or alarm mode.

Users can choose automatic or manual dosing mode with a switch on the front panel. Manual control is particularly useful during maintenance operations, because it permits operators to enable or disable the dosing relay according to your need.

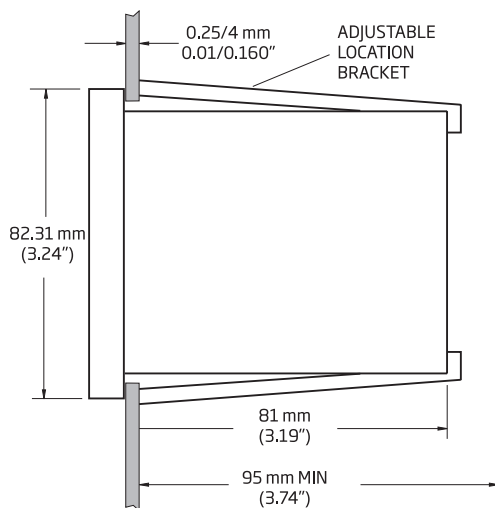
The overtime control system advises users when the relay is active too long, helping to prevent overdosage.

Specifications	BL983315	BL983319	BL983321	BL983329
Range	0.0 to 199.9 mg/L (ppm)	0 to 1999 mg/L (ppm)	0.00 to 19.99 mg/L (ppm)	0 to 999 mg/L (ppm)
Resolution	0.1 mg/L (ppm)	1 mg/L (ppm)	0.01 mg/L (ppm)	1 mg/L (ppm)
Accuracy (@25°C/77°F)	±2% F.S.	±2% F.S.	±2% F.S.	±2% F.S.
TDS Conversion Factor	0.5	0.65	0.5	0.5
Dosing Relay	maximum 2A (fuse protected), 250 Vac, 30 VDC Contact close when measure:			
	> setpoint	< setpoint	> setpoint	> setpoint
Setpoint	adjustable from 0 to 199.9 mg/L (ppm)	adjustable from 0 to 1999 mg/L (ppm)	adjustable from 0 to 19.99 mg/L (ppm)	adjustable from 0 to 999 mg/L (ppm)
Temperature Compensation	automatic from 5 to 50°C (41 to 122°F) with $\beta = 2\%/^{\circ}\text{C}$			
Calibration	manual, with CAL trimmer			
Overtime	adjustable, typically from 5 to approximately 30 minutes			
Power Supply	models "-0": 12 VDC adapter (included) models "-1": 115/230 VAC; 50/60Hz			
Dimensions	83 x 53 x 99 mm (3.3 x 2.1 x 3.9")			
Weight	models "-0": 200 g (7.1 oz.) models "-1": 300 g (10.6 oz.)			
Ordering Information	<b>BL983315-0</b> (12 VDC), <b>BL983315-1</b> (115/230V), <b>BL983319-0</b> (12 VDC), <b>BL983319-1</b> (115/230V), <b>BL983321-0</b> (12 VDC), <b>BL983321-1</b> (115/230V), <b>BL983329-0</b> (12 VDC) and <b>BL983329-1</b> (115/230V) are supplied with mounting brackets, transparent cover and instruction manual.			
Recommended Probe	<b>HI7634-00</b> EC/TDS probe with internal temperature sensor and 2 m (6.6') cable (not included).			

EC solutions begin on page 6.44

# 16 Hanna Mini Controllers

## BL Series Mechanical Dimensions

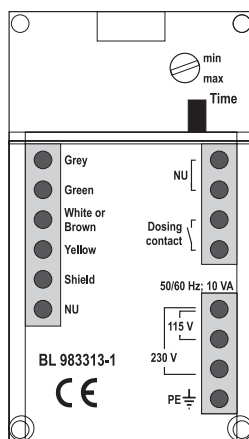
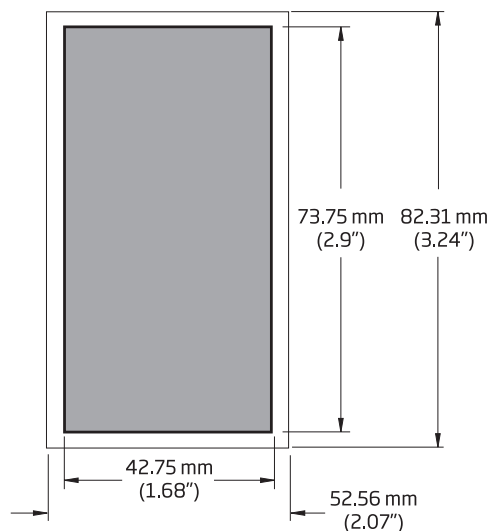


### Side View

Side view of panel-mounted controllers.

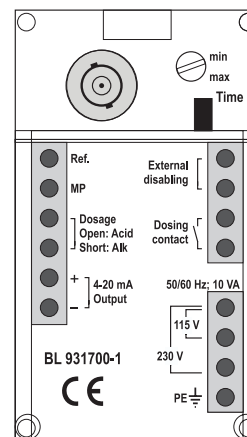
Adjustable location brackets allow the controller to slide into the cutout and will hold the unit securely in place.

130 or 87 mm (depending on model) is the minimum amount of room required to install the meter with all wiring.



### Rear View

Rear view of the BL983313-1 with electrical connections.



### Rear View

Rear view of the BL931700-1 with electrical connections.

### Front View

Front view of the panel-mounted units.

Dimensions show the cutout size for installation and also the outside dimensions of the panel.